



Motor-pump - Stainless steel pressure gauge

The spare parts branded "CdR" exclusively refer to products by Club dei Riparatori® by IDROBASE®

Back entry



ATTENTION !!! To avoid damages, we recommend that you mount pressure gauges reading **twice** of working pressure of the pump.



Professional gauge, case and ring made of stainless steel AISI 304, temperature -20 °C (-40 °F) +80 °C (+170 °F). Scale: bar (black), psi (red).

Flange and fixing bracket



Flanges made of stainless steel and fixing brackets made of tropicalized steel for ø50-2.0" and ø63-2.5" pressure gauges.

Bottom entry



ATTENTION !!! To avoid damages, we recommend that you mount pressure gauges reading **twice** of working pressure of the pump..



Professional gauge, case and ring made of stainless steel AISI 304, temperature -20 °C (-40 °F) +80 °C (+170 °F). Scale: bar (black), psi (red).

Hoses for gauges



Made of Micro-hose with polyamide core tube and jacket, highly resistant synthetic fibre braid. With protection caps. 250 bar-3600 psi, 150 °C-300 °F.

Hoses for gauges fitting Kärcher



Dolly X4, for hot water pressure washers manufactured before 1992. Dolly X3, for hot water pressure washers manufactured after 1992.

Code	ø	Inlet	Scale	Weight
CDR.7SS401N1P	40 mm 1.5"	1/8" M-BSPT	0-160 bar 0-2300 psi	gr. 100 oz. 3.5
CDR.7SS403N1P	40 mm 1.5"	1/8" M-BSPT	0-300 bar 0-4300 psi	gr. 100 oz. 3.5
CDR.7SS501N2P	50 mm 2.0"	1/4" M-BSPT	0-160 bar 0-2300 psi	gr. 160 oz. 5.6
CDR.7SS502N2P	50 mm 2.0"	1/4" M-BSPT	0-250 bar 0-3600 psi	gr. 160 oz. 5.6
CDR.7SS504N2P	50 mm 2.0"	1/4" M-BSPT	0-315 bar 0-4500 psi	gr. 160 oz. 5.6
CDR.7SS632N2P	63 mm 2.5"	1/4" M-BSPT	0-250 bar 0-3600 psi	gr. 220 oz. 7.8
CDR.7SS634N2P	63 mm 2.5"	1/4" M-BSPT	0-315 bar 0-4500 psi	gr. 220 oz. 7.8
CDR.7SS635N2P	63 mm 2.5"	1/4" M-BSPT	0-400 bar 0-5800 psi	gr. 220 oz. 7.8










Code	ø	Description	Weight
CDR.7259	50 mm 2.0"	Fixing bracket	gr. 26 oz. 1.0
CDR.7316	50 mm 2.0"	Flange	gr. 16 oz. 0.6
CDR.7249	63 mm 2.5"	Fixing bracket	gr. 36 oz. 1.3
CDR.7248	63 mm 2.5"	Flange	gr. 22 oz. 0.8

Code	ø	Inlet	Scale	Weight
CDR.7SS501N2R	50 mm 2.0"	1/4" M-BSPT	0-160 bar 0-2300 psi	gr. 160 oz. 5.6
CDR.7SS502N2R	50 mm 2.0"	1/4" M-BSPT	0-250 bar 0-3600 psi	gr. 160 oz. 5.6
CDR.7SS504N2R	50 mm 2.0"	1/4" M-BSPT	0-315 bar 0-4500 psi	gr. 160 oz. 5.6
CDR.7SS505N2R	50 mm 2.0"	1/4" M-BSPT	0-400 bar 0-5800 psi	gr. 160 oz. 5.6
CDR.7SS631N2R	63 mm 2.5"	1/4" M-BSPT	0-160 bar 0-2300 psi	gr. 220 oz. 7.8
CDR.7SS632N2R	63 mm 2.5"	1/4" M-BSPT	0-250 bar 0-3600 psi	gr. 220 oz. 7.8
CDR.7SS634N2R	63 mm 2.5"	1/4" M-BSPT	0-315 bar 0-4500 psi	gr. 220 oz. 7.8
CDR.7SS635N2R	63 mm 2.5"	1/4" M-BSPT	0-400 bar 0-5800 psi	gr. 220 oz. 7.8
CDR.0110	63 mm 2.5"	1/4" M-BSPT	0-6 bar 0-87 psi	gr. 220 oz. 6.0

Code	Length	Inlet	Outlet	Weight
OT.0001	300 mm 11.80"	G 1/4" F	G 1/4" F	gr. 60 oz. 2.2
OT.0002	500 mm 19.70"	G 1/4" F	G 1/4" F	gr. 65 oz. 2.3
OT.0003	700 mm 27.60"	G 1/4" F	G 1/4" F	gr. 70 oz. 2.5

Code	Length	Inlet	Outlet	Weight
CF.0059 (Dolly X4)	290 mm 11.45"		G 1/4" F	gr. 150 oz. 5.3
OT.0004 (Dolly X3)	405 mm 15.90"	M 10x1 M	M 12x1,5 F	gr. 50 oz. 1.8

Motor-pump - Detergent injectors






CDR.0384 Chemical restrictor valve, equipped with proportional regulation control. 28 bar-405 psi, 10 l/min-2.64 USGpm, 40 °C-105 °F 	CDR.0385 Chemical restrictor valve, equipped with proportional regulation control. 0,5 bar-7 psi, 1 l/min-0.25 USGpm, 60 °C-140 °F 	CDR.1250 Chemical restrictor valve, made of brass, 10 l/min-3.00 USGpm, 30 bar-440 psi, 40 °C-100 °F 	CDR.1251 Chemical restrictor valve - "L", made of brass, 10 l/min-3.00 USGpm, 30 bar-440 psi, 40 °C 100 °F 				
gr. 215 oz. 7.6	Inlet G 1/4" M equipped with ø7 mm hose-barb	gr. 60 oz. 2.2	Chemical inlet for 2 different products, inlet ø7 mm hose-barb	gr. 160 oz. 5.7	Inlet G 1/4" M Outlet G 1/4" M	gr. 160 oz. 5.7	Inlet G 1/4" M Outlet G 1/4" M
CDR.0898 Fixed detergent injector ø1.8, made of brass, 8-10 l/min 2.11-2.64 USGpm 220 bar-3200 psi, 90 °C-195 °F 	CDR.0899 Fixed detergent injector ø2.1, made of brass, 11-15 l/min 2.90-4.00 USGpm 220 bar-3200 psi, 90 °C-195 °F 	CDR.0900 Adjustable detergent injector ø1.8, made of brass, 8-10 l/min 2.11-2.64 USGpm 220 bar-3200 psi, 90 °C-195 °F 	CDR.0901 Adjustable detergent injector ø2.1, made of brass, 11-15 l/min 2.90-4.00 USGpm 220 bar-3200 psi, 90 °C-195 °F 	CDR.0902 Adjustable detergent injector ø2.3, made of brass, 15-18 l/min 4.00-4.75 USGpm 220 bar-3200 psi, 90 °C-195 °F 			
gr. 120 oz. 4.3	Inlet G 3/8" F Outlet G 3/8" M	gr. 120 oz. 4.3	Inlet G 3/8" F Outlet G 3/8" M	gr. 160 oz. 5.7	Inlet G 3/8" F Outlet G 3/8" M	gr. 160 oz. 5.7	Inlet G 3/8" F Outlet G 3/8" M

Motor-pump - Detergent filters

MV.211000021 Stainless steel detergent intake strainer, MV13 	CDR.7333 Stainless steel detergent intake strainer, with check valve 	CDR.7332 Plastic detergent intake strainer, 	CDR.7331 Plastic detergent intake strainer, with check valve 	CDR.0550 Transparent hose, ø7x10 mm-0.28x0.39", strainer - injector connection 					
gr. 15 oz. 0.6	ø7 mm-0.28" hose-barb	gr. 47 oz. 1.7	ø7 mm-0.28" hose-barb	gr. 12 oz. 0.5	ø6 mm-0.24" hose-barb	gr. 14 oz. 0.5	ø8 mm-0.32" hose-barb	gr. 110 oz. 3.9	Price per metre







Motor-pump - Electric motor and motor set

Professional motors and motor set. Insulation class S1.
Hollow shaft ø24mm.
Please specify in the order which model of pump you
have to connect.

ML.131922M001 Electric motor 3 HP, 1450 Rpm 1x240 V 50 Hz, 	ML.131922T078 Electric motor 5,5 HP, 1450 Rpm 3x400 V 50 Hz, 	ML.131922T010 Electric motor 5,5 HP, 1450 Rpm 3x400 V 50 Hz, 			
gr. 22000 oz. 777.0	ø 90 mm centring	gr. 22500 oz. 795.0	ø 61 mm centring	gr. 22500 oz. 795.0	ø 90 mm centring
ML.131922T077 Electric motor 7,5 HP, 1450 Rpm 3x400 V 50 Hz, 	ML.131922T009 Electric motor 7,5 HP, 1450 Rpm 3x400 V 50 Hz, 				
gr. 31500 oz. 1,112.0	ø 61 mm centring	gr. 31500 oz. 1,112.0	ø 90 mm centring		




Motor-pump

- Groups with crankshaft pump 1450 Rpm

<p>ZX.1013 Motor-pump group 3 HP, 1450 Rpm, 1x240 V 50 Hz, 140 bar 2000 psi, 8 l/min-2.11 USGpm</p>  <p>gr. 31100 oz. 1,098.0</p>	<p>ZX.1011 Motor-pump group 3 HP, 1450 Rpm, 1x240 V 50 Hz, 110 bar 1600 psi, 11 l/min-2.90 USGpm</p>  <p>gr. 31100 oz. 1,098.0</p>	<p>ZX.0115 Motor-pump group 5,5 HP, 1450 Rpm, 3x400 V 50 Hz, 150 bar 2200 psi, 15 l/min-4.00 USGpm</p>  <p>gr. 33800 oz. 1,193.0</p>	<p>ZX.1520 Motor-pump group 7,5 HP, 1450 Rpm, 3x400 V 50 Hz, 200 bar 2900 psi, 15 l/min-4.00 USGpm</p>  <p>gr. 43300 oz. 1,529.0</p>
<p>ZX.1522 Motor-pump group 7,5 HP, 1450 Rpm, 3x400 V-50 Hz, 150 bar 2200 psi, 21 l/min 5.50 USGpm</p>  <p>gr. 43300 oz. 1,529.0</p>	<p>ZX.1523 Motor-pump group 10 HP, 1450 Rpm, 3x400 V-50 Hz, 190 bar 2755 psi, 21 l/min 5.50 USGpm</p>  <p>gr. 52500 oz. 1,838.0</p>	<p>Pre-assembled and tested professional motor pump group complete with:</p> <ul style="list-style-type: none"> - Professional electric motor set, with electrical box IP55, thermal-magnetic switch and 5m electric cable. - Idrobase professional crankshaft pump, 3 ceramic pistons, brass head, bolt unloader valve, detergent injector with intake strainer filter and connection hose, stainless steel pressure gauge with glycerin and water inlet i.p. quick coupling with filter. 	












Motor-pump

- Groups with axial pump 2800 Rpm

<p>W.7301.0275 Motor-pump group 3 HP, 2800 Rpm, 1x240 V-50 Hz, 130 bar 1900 psi, 9 l/min 2.40 USGpm</p>  <p>gr. 20800 oz. 735.0</p>	<p>W.7301.0276 Motor-pump group 5 HP, 2800 Rpm, 3x400 V-50 Hz, 170 bar 2450 psi, 11 l/min 2.90 USGpm</p>  <p>gr. 22800 oz. 805.0</p>	<p>Pre-assembled and tested motor-pump group complete with:</p>  <ul style="list-style-type: none"> - 2800 Rpm axial motor-pump, 3 pistons with terminal part in ceramic, brass head, bolt unloader valve, pressure gauge in glycerin bath, thermal protection valve and inlet water quick coupling made of ABS.
---	---	--










Motor-pump

- Components

<p>M.00010100 Float valve, G 3/4" M,</p>  <p>gr. 100 oz. 3.6</p> <p>max 10 bar-145 psi max 60 °C-140 °F</p>	<p>CDR.0893 Brass Float valve, G 3/4" M, flow rate: 1 bar-15 psi > 20 l/min-5.30 USGpm 2 bar-29 psi > 29 l/min-7.50 USGpm</p>  <p>gr. 260 oz. 9.1</p> <p>max 10 bar-145 psi max 60 °C-140 °F</p>	<p>MV.0210000010 Water tank made of PPL, with cover and bulkhead</p>  <p>Dimensions W - 120 mm-4.7" L - 210 mm-8.3" H - 205 mm-8,1"</p> <p>Capacity 3 lt - 0.8 USG</p>	<p>S.LI0110SA Shock absorber 0.1 l, 330 bar-4800 psi, inlet G 3/8" F, -20+80 °C (-4+175 °F)</p>  <p>Body made of forged steel, gas filling (nitrogen)</p> <p>gr. 1800 oz. 63.6</p> <p>Mounting: vertical or horizontal</p>	<p>S.L103510SA Shock absorber 0.35 l, 330 bar-4800 psi, inlet G 3/8" F, -20+80 °C (-4+175 °F)</p>  <p>Body made of forged steel, gas filling (nitrogen)</p> <p>gr. 2950 oz. 104.2</p> <p>Mounting: vertical or horizontal</p>	
<p>CDR.0021 Antiscale device, inlet G 1/2" F, outlet G 1/2" M</p>  <p>gr. 360 oz. 12.7</p> <p>Made of brass</p>	<p>CDR.0022 Antiscale device, inlet G 3/4" F, outlet G 3/4" M</p>  <p>gr. 360 oz. 12.7</p> <p>Made of brass</p>	<p>MV.205010010 Horizontal flow switch, 250 bar-3600 psi, 30 l/min- 8.00 USGpm, 60 °C-140 °F, 12-250 V, 0,8 A</p>  <p>gr. 470 oz. 16.6</p> <p>G 3/8" F-F</p>	<p>CDR.0892 Flow switch with plastic probe, 250 bar-3600 psi, 30 l/min- 8.00 USGpm, 80 °C-175 °F, 230 V, 3 A, IP 55</p>  <p>gr. 275 oz. 9.7</p> <p>G 3/8" M-M</p>	<p>CDR.7002 Hose-barb, made of brass, inlet ø9 mm-0.35" outlet G 1/8" M</p>  <p>gr. 10 oz. 0.4</p>	<p>CDR.7003 Hose-barb, made of brass, inlet ø9 mm-0.35" outlet G 1/4" M</p>  <p>gr. 15 oz. 0.6</p>





Unloader valves

- By-pass: medium pressure

<p>CDR.0456</p> <p>VB 130, 160 bar-2300 psi, 25 l/min-6.5 USGpm, 90 °C-195 °F inlet G 3/8" M, outlet G 3/8" M</p>  <p>gr. 390 oz. 13.8</p> <p>By-pass G 3/8" F</p>	<p>P.60.0700.00</p> <p>VB 7, 220 bar-3200 psi, 30 l/min-8 USGpm, 90 °C-195 °F, inlet G 3/8" M, outlet G 3/8" F</p>  <p>gr. 590 oz. 20.9</p> <p>By-pass G 3/8" F</p>	<p>MV.215002000</p> <p>MV 550, 250 bar-3650 psi, 30 l/min-8 USGpm, 90 °C-195 °F, inlet G 3/8" F, outlet G 3/8" F</p>  <p>gr. 710 oz. 25.1</p> <p>By-pass 2 x G 1/4" F</p>	<p>P.60.0006.60</p> <p>Pulsar 3, 220 bar-3200 psi, 30 l/min-8 USGpm, 90 °C-195 °F, inlet G 3/8" F, outlet G 3/8" F</p>  <p>gr. 780 oz. 27.6</p> <p>By-pass 2 x G 3/8" F</p>	
<p>P.60.2250.00</p> <p>VB 9, 200 bar-2900 psi, 30 l/min-8 USGpm, 90 °C-195 °F, inlet G 3/8" F, outlet G 3/8" F</p>  <p>gr. 770 oz. 27.2</p> <p>By-pass G 3/8" F</p>	<p>CDR.0840</p> <p>VB 10, 220 bar-3200 psi, 30 l/min-8 USGpm, 90 °C-195 °F, inlet G 3/8" F, outlet G 3/8" F</p>  <p>gr. 1100 oz. 38.9</p> <p>By-pass G 3/8" F</p>	<p>CDR.0378</p> <p>ST-261, 250 bar-3650 psi, 30 l/min-8 USGpm, 80 °C-175 °F, inlet G 3/8" F, outlet G 1/2" F</p>  <p>gr. 630 oz. 22.3</p> <p>By-pass G 1/4" F</p>	<p>I.K3.1</p> <p>K3.1, 100 bar-1450 psi, 11÷16 l/min 2.90÷4.22 USGpm, inlet G 3/8" F, outlet G 1/2" F</p>  <p>gr. 760 oz. 26.9</p> <p>By-pass G 3/4" MG 1/4" F</p>	<p>I.K5.1</p> <p>K5.1, 200 bar-2900 psi, 11÷16 l/min, 2.90÷4.22 USGpm, inlet G 3/8" F, outlet G 1/2" F</p>  <p>gr. 1060 oz. 37.5</p> <p>By-pass G 3/4" M-G 1/4" F</p>




Unloader valves

- By-pass + switch: medium pressure

<p>MV.215002040</p> <p>MV 550 + micro-switch, 250 bar-3650 psi, 30 l/min-8 USGpm, 90 °C-195 °F, inlet G 3/8" F, outlet G 3/8" F</p>  <p>gr. 875 oz. 30.9</p> <p>By-pass 2 x G 1/4" F</p>	<p>P.60.0010.62</p> <p>Pulsar 3 + micro-switch, 220 bar-3200 psi, 30 l/min-8 USGpm, 90 °C-195 °F, inlet G 3/8" F, outlet G 3/8" F</p>  <p>gr. 900 oz. 31.8</p> <p>By-pass 2 x G 3/8" F</p>	<p>P.60.2350.00</p> <p>VB 9 + micro-switch, 200 bar-2900 psi, 30 l/min-8 USGpm, 90 °C-195 °F, inlet G 3/8" F, outlet G 3/8" F</p>  <p>gr. 1000 oz. 35.3</p> <p>By-pass G 3/8" F</p>	<p>CDR.0376</p> <p>ST-261 + micro-switch, 250 bar-3650 psi, 30 l/min-8 USGpm, 80 °C-175 °F, inlet G 3/8" F, outlet G 1/2" F</p>  <p>gr. 850 oz. 30.0</p> <p>By-pass G 1/4" F</p>
---	---	---	---

Unloader valves

- By-pass: high pressure

<p>CDR.0374</p> <p>VB 80/280, 280 bar-4050 psi, 80 l/min-21 USGpm, 90 °C-195 °F, inlet G 1/2" F, outlet G 1/2" F</p>  <p>gr. 1270 oz. 44.9</p> <p>By-pass G 1/2" F</p>	<p>CDR.0375</p> <p>VB 350, 350 bar-5100 psi, 40 l/min-10.50 USGpm, 90 °C-195 °F, inlet G 3/8" M, outlet G 3/8" F</p>  <p>gr. 880 oz. 31.1</p> <p>By-pass G 1/2" F</p>	<p>CDR.0422</p> <p>VB 16, 500 bar-7250 psi, 80 l/min-21 USGpm, 90 °C-195 °F, inlet G 1/2" F, outlet G 1/2" F 110 bar-1600 psi is the minimum pressure at the by-pass restart. 190 bar-2750 psi is the residual pressure when the circuit closes.</p>  <p>gr. 3450 oz. 121.8</p> <p>By-pass G 1/2" F</p>
---	---	--